

Prediction of Groundnut Leaf Disease Detection and Classification- Comparative Review of Machine Learning Techniques and their Analysis

T. Kosalairaman¹, Dr.A.Nirmala²

¹Research Scholar, Department of Computer Science, Dr.N.G.P Arts and Science College, Bharathiyar University, Coimbatore, Tamilnadu, India. ntkram@gmail.com

²Professor and Head, Department of Computer Science with Cognitive Systems, Dr.N.G.P Arts and Science College, Bharathiyar University, Coimbatore, Tamilnadu, India. nirmala@drngpasc.ac.in

Abstract

The world's largest producer of groundnuts is India. The edible leguminous oilseed groundnut (*Arachis hypogaea* L.) is a significant crop. The groundnut's economic productivity is constrained by Groundnut Diseases attack is a significant causing low yield. In comparison to many other crops, groundnut crops are far more susceptible to diseases assault. In this work, with the aim of enhancing production through disease prevention and detection in several agricultural domain sectors. We proposed a deep-learning-based technique for identifying Groundnut diseases and Classification in a variety of Leafs using the plant village dataset, with the goal of increasing production through disease prevention and detection in diverse agricultural domain sectors. Many researchers have worked upon Groundnut leaf disease diagnosis and prognosis; each approach has a distinct accuracy rate, which changes depending on the scenario and datasets utilized. Our primary goal is to compare several current ML & Deep Learning approaches in order to identify the best effective method that would support the huge dataset with high efficiency of Predictions for Groundnut Leaf Disease Detection.

Keywords:

Groundnut Leaf Diseases and Classification, Machine Learning, Deep Learning, SVM, KNN, ANN, Random Forest, Decision Trees, CNN.

I. Introduction

Agriculture is important in India because of the nation's fast growing population and rising food demand. Therefore, it is necessary to boost agricultural productivity. A substantial contributor to decreased agricultural productivity is disease caused by bacteria, viruses, and fungus. Farmers may collect data and information to maximise agricultural output by using information technology and precision agriculture. Precision agriculture, a relatively new technology, provides cutting-edge techniques to increase farm output. By utilising this cutting-edge technology, agriculture may achieve economic success. Detecting plant pests, weeds, increasing crop productivity, finding plant diseases, and other uses are all possible with precision agriculture. Pesticides are used by farmers to eradicate pests, stop the spread of disease, and increase agricultural production. Crop diseases are leading to issues with poor output and financial losses for farmers and the agriculture sector. It is now required to identify the illness and its severity. The key to a successful farming system is identifying Groundnut Plant diseases.


Despite the fact that agriculture is the country's primary economic activity, industry today requires the most assistance. Over 70% of the population of India, a nation with a population of over a billion, lives in rural areas, and 40% of the labour force is employed there. Adama Zongo et al. [31] proposed Groundnut Plant illness can directly result in stunted growth, which has a negative impact on production. When it comes to nourishment, plants are a valuable resource for everyone. It is crucial to check if the Groundnut plant is free of the illness. Diseases must be detected if it manifests itself. There are several models available that may be used to identify and categorise Groundnut plant leaf diseases. The edible leguminous oilseed groundnut (*Arachis hypogaea* L.) is a significant crop. The groundnut's economic productivity is constrained by diseases.

Frederick Kankam et al. [1] wrote a paper on how to classify Early leaf spot (*Phyllosticta arachidishypogaea*), Late leaf spot (*Cercospora personatum*) peanut-hypogaea disease using Bio - Control Method. As a direct consequence of the widespread cultivation of groundnut, a number of biotic and abiotic factors have combined to create a substantial obstacle in

the path of the successful growth of groundnut. Sclerotinia blight (*Sclerotinia sclerotiorum*), Botrytis blight (*Botrytis cinerea*), Charcoal rot (*Macrophomina phaseolina*), *Cylindrocladium black rot* (*Cylindrocladium crotalariae*), Rust (*Puccinia arachidis*), and Puccinia blight (*Puccinia arachidis*) are only few of the The tomato spotted wilt virus (TSWV) & peanuts bud necrosis virus are two of the same family. Ekta Joshi et al.[22] proposed recently, the deadly groundnut disease caused by *Sclerotium rolfsii* has spread to India. It resulted in a groundnut crop loss of 80%. According with a 59% frequency, stem rot brought on by *Sclerotium rolfsii* (*Corticium rolfsii*) is one of the worst dangers in India. It is possible to put a halt to it by applying techniques for recognizing illnesses that might affect groundnut plants. Because of the high focus that machine learning approaches put on the information itself and the significance that they put on the results of specific activities, these

techniques may be utilized to diagnose diseases. Divyanshu Varshney et al.[2] - The primary objective of this study is to investigate the various ML and DL algorithms that have been successful in assisting humans with the predictions of Groundnut Leaf Diseases & Classification. Our primary objective is to identify the groundnut leaf disease prediction algorithm that is most suited to our needs in terms of both accuracy and suitability. Yu Liang et al. [11] In order to accomplish this, we have researched and analyzed the previous studies of Groundnut Leaf Disease prediction algorithms. The authors, Neha Suresh et al. [12] In light of this, we have partitioned our review paper into a variety of parts, each of which will provide a comparative examination of the various algorithms in terms of the accuracy rate that they achieve. Following the conclusion of that comparison, we will focus on the machine learning method that is best suited for the prediction of Groundnut Leaf Disease.

Figure 1. Sample dataset images belongs to groundnut leaf diseases the



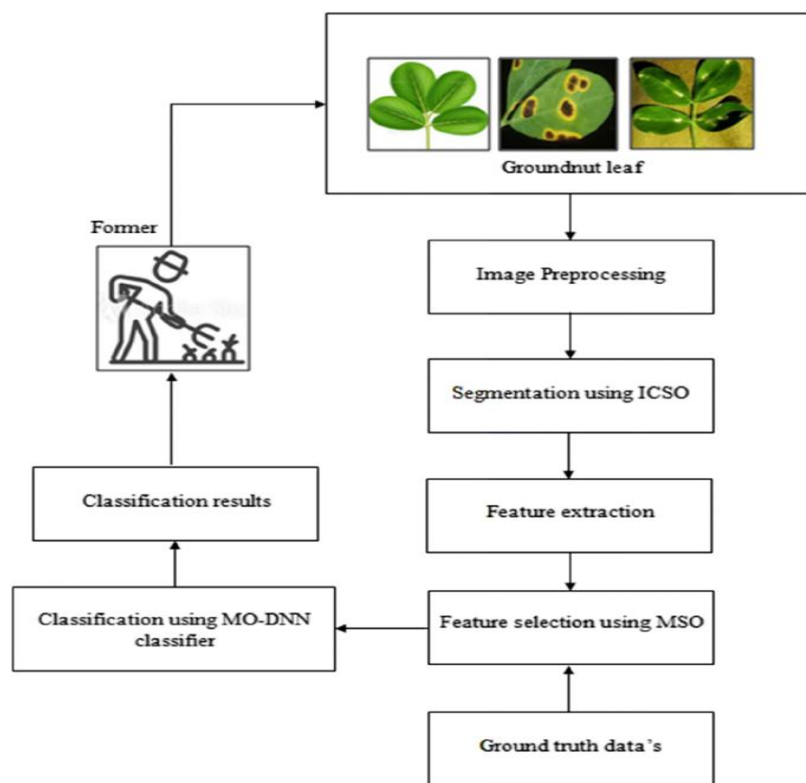


Figure 2. Machine and Deep Learning Architecture for Detection and Classification of Groundnut Leaf Disease

II Literature Review

1. Machine Learning Techniques for Prediction of Groundnut Leaf Diseases Detection and Classification

Abu SarwarZamani et al.[9] proposed large quantity of data, the ML model examines the data, and we may make a forecast about the future based on the notion of that training model [10]. ML is an automated learning approach in which the algorithms are built to find out from previous datasets. The following is a list of the important machine learning methods that may be used for the prediction and classification of plant diseases.

A. Artificial Neural Network (ANN)

The ANN [28] is maybe a method that is used often in the data mining process. There are three different types of layers that make up an ANN: The initial data are stored in the NN's input layer. The outstanding effectiveness of neural networks in areas such as data transformations and the generation of automated features, among other areas, is due to the presence of hidden layers. The output layer is responsible for making the definitive forecast. This method is used in order to identify the pattern that is excessively intricate. Processing in parallel, storing data in a distributed

memory, arriving at a collective solution, and specifying requirements are all required for algorithms.

B. Logistics Regression (LR)

It is a method for supervised learning that incorporates a greater number of dependent variables. The answer that is produced by using this technique is in binary form. The ongoing result of certain data may be obtained via the use of logistics regression. The core of this technique is a statistical model that uses a binary variable.

C. K-Nearest Neighbor (KNN)

G.Valarmathi et al.[18] proposed The process of pattern recognition makes use of this algorithm. It is a useful method for predicting illnesses that affect plant leaves. Each category has been assigned the same level of significance so that the pattern may be identified. K. Suganya Devi and colleagues [23] suggested using K Nearest Neighbor to retrieve comparable highlighted data from a massive dataset. We categorise a large dataset based on the degree to which its characteristics are comparable to one

another[26][29].

D. Decision Tree (DT)

U. Shruthi et al. [27] proposed The segmentation and regression models serve as the foundation for the decision tree. A reduced number of subsets are created from the original dataset. The predictions that can be made with this more limited body of information have the greatest possible degree of accuracy. The CART and conditional trees are both part of the decision tree approach.

E. Naive Bayes Algorithm (NB)

Utilizing this model allows one to make the assumption of a substantial training dataset. The Bayesian approach is used by the program in order to determine the probability [27]. The authors Sukhvirkaur et al. [29] claimed that it offers the highest possible accuracy when computing the probability of noisy information that is utilized as an input.

F. Support Vector Machine (SVM)

It is a kind of supervised learning technique that may be used to issues involving classification as well as regression [2]. This literature, which was written by Stefania Barburiceanu and others [19][26], includes both theoretical and numerical functions that may be used to resolve the regression issue. During the process of making predictions using massive datasets, it offers the highest possible accuracy rate.

G. Random Forest (RF)

The RF method [17][29] is based on supervised learning, is used to tackle issues involving classification & regression. It's a fundamental component of machine learning that's used to make forecasts about future data based on analyses of the data that came before [30].

H. K Means Algorithm

Vijai Singh et al. [24] introduced A clustering technique known as K means. This algorithm produces a division of the information in the form of tiny clusters. This algorithm was introduced by Monishanker Halder et al. [28], and its purpose is to determine the degree of similarity between various data points. The precise data points comprise at least one cluster that is best suited for the examination of large datasets [33].

2. Deep Learning Techniques for Prediction of Groundnut Leaf Diseases Detection and Classification

A highly comprehensive form of ANN is known as deep learning. The architecture of the algorithms used in deep learning consists of many layers [15], [21]. These techniques are utilized to handle large amounts of environmental data and can detect all data from a range of categories [25]. Once we have a significant quantity of data that has not been labeled, we most often turn to unsupervised deep learning algorithms [16].

A. Convolutional Neural Network

André Abade et al. [14] During the preparation phase, CNN employs to explore the different sets of data in order to examine the plant leaf diseases database in the form of pictures. Using certain filters, CNN is able to capture the various characteristics of images. The pooling layer, the convolutional layer, the classification layer, and the fully connected layer are the four different types of layers. CNN is that which is formed by combining all of these levels.

B. Regions with Convolutional Neural Network (R-CNN)

Changjian Zhou and colleagues [20] made a proposal. In the fields of computer vision & image processing, a group of ML models known as regions with CNN, or R-CNNs, is deployed. The primary objective of every R-CNN is to recognize objects in any input picture and define borders around them. R-CNNs were developed specifically for the task of object detection. The process of locating and categorizing various things present in a picture is referred to as object detection. One method for deep learning is called regions with convolutional neural networks (R-CNN). A CNN may be a class of neural network, and it may contain some hidden states and perform nonlinear transformation of the inputs within the network. It can handle a series of inputs by employing the same variables at each layer, reducing the difficulty of those factors more precisely than other neural networks. It cannot, however, handle an excessive amount of input sequences using the ReLU and Tanh activating functions.

III. Machine Learning Algorithms for Prediction of Groundnut Leaf Pest Perception & Categorization

A. Nonlinear Algorithms

Nonlinear methods such as RF, NB, SVM and K Nearest Neighbor were utilized in comparison by researchers for the Prognosis of Groundnut Leaf Pest. Following the investigation, the authors discovered that the delicacy level of the RF method was 92.2, while the sensitivity of the Bagging algorithm was 92.2. The authors employed the Support Vector Machine (SVM) for the Sense of Groundnut Leaf Pest, which is a recursive point exclusion method with a predictive machine literacy model. For Groundnut Leaf Pest

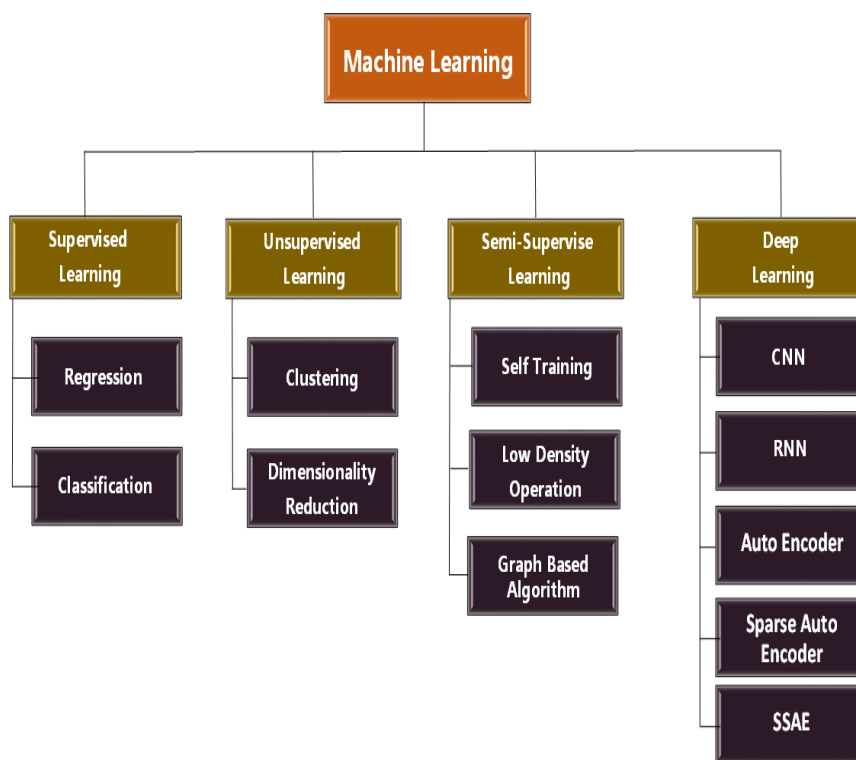
Perception and Categorizing, Support Vector Machine, Decision Tree, Naive Bayes, and K Nearest Neighbor were utilized.

B. Linear and Nonlinear Algorithm

Arpan Singh Rajput et al.(7) proposed For the prediction of Groundnut Leaf Pest Perception and Categorizing, features selection and feature birth methods based on Artificial Neural Network (ANN), Support Vector Machine (SVM), and Naive Bayes (NB) were used. A

feature selection is the selection of subfeatures from a large dataset to aid in the calculating process.

Figure 3. Machine Learning Classification



K. Gowrishankar et al.(13) Coloration grounded Feature selection (CFS), Linear Discriminant Analysis, and Recursive Feature Elimination were used by the authors to compare each system. Following a comparative examination using various feature selection techniques, the authors discovered that the ANN had a higher delicacy rate than the alternative algorithms. The SVM delicacy was 95.3, the ANN delicacy was 96.9, and the NB delicacy was 91.

C. Nonlinear and Ensemble Algorithm

Archana Chaudhary et al.(32) The suggested Decision Tree, Naive Bayes, and K Nearest

Neighbor were compared on a dataset for Groundnut Leaf Pest Perception and Categorizing. To examine the effectiveness of each algorithm, authors discovered that The NB method had a delicacy of 95.99, which was greater than the decision tree with K Nearest Neighbor algorithms. Five nonlinear machine learning algorithms were examined for Groundnut Leaf Pest Perception and Categorizing: Multi-Layer Perceptron (MLP), K Nearest Neighbors (KNN), Categorizing And Regression Tree, Support Vector Machines (SVM), and Gaussian Naive Bayes. The author's main goal was to compare the efficacy and efficacy of algorithms for Groundnut Leaf Pest Perception and

Categorizing. The author also independently assessed the delicacy of each algorithm.

To manage the large number of classes based on probabilistic propositions, the Naive Bayes probabilistic model is utilized. The authors discovered that the delicacy position of Naive Bayes was 82.6, whereas the delicacy of the best appropriate algorithm for Groundnut Leaf Pest Perception and Categorizing was 82.6.

For the Groundnut Leaf Pest Perception and Categorizing, researchers used Naive Bayes, Random Forest, Logistics Regression, Multi-Layer Perceptron, and K Nearest Neighbors. Each method was tested on a dataset to determine its delicacy.

D. Deep learning algorithm

RutujaRajendraPatil et al.(5) To predict Plant Leaf Pest Perception and Categorization, the authors used a deep learning system with machine learning algorithms such as Naive Bayes, Decision Tree, Support Vector Machine (SVM), and Random Forest. Sunil C. and co. Following a comparative analysis of Decision Tree, Naive Bayes, Random Forest, and Support Vector Machine (SVM), the authors discovered that the algorithm's delicacy rate is higher with EfficientNet and CNN(98.26).

Deep learning methods such as Stack Sparse Auto Encoder (SSAE), meager bus Encoder (SAE), and Convolutional Neural Network (CNN) were utilized to develop Groundnut Leaf Pest Perception and Categorizing with no errors. The delicacy of SSAE, SAE, and CNN was individually 98.9, 98.5, and 97. Siddhartha Das et al.(3) provided an end-to-end training strategy for the discovery of Groundnut Leaf Pest Perception and Categorizing utilizing a deep learning algorithm.

Tarunkumarreddy et al.(4) proposed using the Confusion matrix to construct the Resnet50 & VGG16 patch classifiers. DL technology was used to dissect the Leaf images, learning effectiveness was evaluated using multiple training sets, while image visualization was enhanced by introducing more and additional patches surrounding the ROI and in the backdrop.

Discussion

This work focuses on numerous machine learning and deep learning strategies for detecting and classifying groundnut leaf diseases.

Following a comparison of such methods, we determined that the ML algorithm SVM is the best

fit for detecting and classifying Groundnut Leaf Diseases. ML and DL technologies are already being used to predict the detection and classification of Groundnut Leaf Disease. The algorithms' accuracy vary depending on the dataset. As a consequence, we continue to seek advanced level models and methodologies, such as DL and ML algorithms.

The key issue in predicting Groundnut Leaf Disease Detection and Classification using machine learning and deep learning approaches is the availability of datasets. Each approach requires a considerable amount of training data in order to do computational measurements, however many researchers are now attempting to making the datasets open source & available in the form of raw pictures.

Conclusion

In this research, we evaluated several ML and DL techniques for the recognition and categorization of groundnut plant disease. Our primary goal is to identify the best algorithm for predicting the incidences of Groundnut Leaf disease. The major purpose of this study is to highlight all existing research of ML algorithms employed in the prediction of Groundnut Leaf disease. This article also contains all of the knowledge required for novices to investigate machine learning algorithms in order to build a firm foundation in deep learning. This research starts with a review of the many varieties of Groundnut Leaf Disease Detection and Classification, with the purpose of infusing some knowledge about the major types, symptoms, and causes of Groundnut Plant Disease Detection. Then, a review of the key ML methods, ensembles approaches, and DL techniques was provided, and these techniques significantly expand the algorithms used for Groundnut Leaf Disease Detecting predictions. There are still certain difficulties that need to be resolved with future effort. Researchers may overcome the limitations of accessible datasets by using data augmentation methods. Researchers should evaluate the concerns of inequality of positive and negative data since it might lead to bias toward positive or negative prediction. Another critical problem that must be addressed is the uneven amount of Groundnut Plant Disease Detection photos vs afflicted patches for accurate diagnosis and prediction of Groundnut Leaf Disease Detection and Classification.

References

- [1] Leaf spot disease of groundnut: A review of existing research on management strategies - Frederick Kankam, Isaac Boatey Akpatsu & Theophilus Kwabla Tengey (2022).
- [2] Machine Learning Techniques for Plant Disease Detection - Divyanshu Varshney, Burhanuddin Babukhanwala & Javed Khan. ISBN: 978-1-6654-1571-2, IEEE Xplore (2022).
- [3] Application of machine learning: a recent advancement in plant diseases detection - Siddhartha Das¹ *, Sudepta Pattanayak, Prateek Ranjan Behera - Journal of Plant Protection Research, ISSN 1427-4345 (2022).
- [4] Leaf Disease Detection Using Deep Learning & ML Techniques - T. Tarunkumarreddy, K. Prudhvi Dr. R. Maruthumuthu³ – 2022.
- [5] Comparison of Artificial Intelligence Algorithms in Plant Disease Prediction - Rutuja Rajendra Patil, Sumit Kumar, Ruchi Rani – 2022.
- [6] Cardamom Plant Disease Detection Approach Using EfficientNetV2 SUNIL C. K., (Student Member, IEEE), Jaidhar C. D., And Nagamma Pati (IEEE) – 2022.
- [7] A Study on Various Methodologies for Plant Leaf Disease Detection and Classification - Arpan Singh Rajput*¹ Dr. Shailja Shukla² Dr. S. S. Thakur – 2022.
- [8] Plant Leaf Disease Detection Using Machine Learning - Jayshree Hajgude¹, Jayesh Kriplani², Dhiraj Chhabria³, Anish Verliani⁴ – 2022
- [9] Performance of Machine Learning and Image Processing in Plant Leaf Disease Detection - Abu Sarwar Zamani, L. Anand, Kantilal Pitambar Rane, P. Prabhu, Ahmed Mateen Buttar, Harikumar Pallathadka, Abhishek Raghuvanshi, and Betty Nokobi Dugbakie – 2022.
- [10] A Survey On Plant Disease Detection Using Machine Learning Techniques - Kratika Sharma – 2022.
- [11] Automatic Identification of Peanut-Leaf Diseases Based on Stack Ensemble Haixia Qi^{1,2,3,*}, Yu Liang^{1,2}, Quanchen Ding⁴ and Jun Zou^{1,2} – 2021.
- [12] Predicting Groundnut Disease using CNN Models - Neha Suresh Dr. Anandi Giridharan – 2021.
- [13] A Hybrid Model for Pest identification in Groundnut Plants using BLR and SVM Techniques - Mr. K. Gowrishankar, Dr. S. Lakshmi Praba, Ph.D², V. Divya Darshini³ – 2021.
- [14] Plant diseases recognition on images using convolutional neural networks: A systematic review Andr´e Abade a,*, Paulo Afonso Ferreira b, Flavio de Barros Vidal c – Elsevier – 2021.
- [15] Plant Disease Detection A Review on Various Image Processing Technologies and ML - Reenu Susan Joseph Kottayam, India – 2021.
- [16] Advanced agricultural disease image recognition technologies: A review Yuan Yuan a, Lei Chen a,*, Huarui Wu b,*, Lin Li c – 2021.
- [17] Analyzing the best machine learning algorithm for plant disease Classification Neelakantan . P – Elsevier – 2021.
- [18] CNN algorithm for plant classification in deep learning - G. Valarmathi a,[†], S.U. Suganthi a, V. Subashini a, R. Janaki a, R. Sivasankari a, S. Dhanasekar b Elsevier – 2021.
- [19] Convolutional Neural Networks for Texture Feature Extraction. Applications to Leaf Disease Classification in Precision Agriculture - Stefania Barburiceanu, Serban Meza, (Member, IEEE), Bogdan Orza, Raul Malutan, And Romulus Terebes, (Member, IEEE) Communications Department, Technical University of Cluj-Napoca, 400114 Cluj-Napoca, Romania Corresponding author: Stefania Barburiceanu – 2021.
- [20] Grape Leaf Spot Identification Under Limited Samples by Fine Grained-GAN Changjian Zhou^{1,2}, Zhiyao Zhang³, Sihan Zhou³, Jinge Xing², Qiufeng Wu⁴, And Jia Song¹ – IEEE – 2021.
- [21] Diagnosis of Groundnut Plant Leaf Disease using Threshold Based Color Segmentation and Artificial Neural Network - Mr. K. Gowrishankar, Dr. S. Lakshmi Prabha – 2020.
- [22] Diseases of Groundnut and Their Control Measures - Ekta Joshi*, Deep Singh Sasode, Neelam Singh and Namrata Chouhan – 2020.
- [23] H2K – A robust and optimum approach for detection and classification of groundnut leaf diseases - K. Suganya Devia,*, P. Srinivasan b, Sivaji Bandhopadhyaya – 2020.
- [24] A review of imaging techniques for plant disease detection - Vijai Singh *, Namita Sharma, Shikha Singh – 2020.

- [25] Survey On Plants Disease Detection Using Machine Learning - Preetha S1, MusqanArshad2 – 2020.
- [26] Detection and Classification of Groundnut Leaf Diseases using KNN classifier - M.P.Vaishnnave1 –IEEE- 2019.
- [27] A Review on Machine Learning Classification Techniques for Plant Disease Detection - Mrs. Shruthi U & Dr. Nagaveni – IEEE – 2019.
- [28] Plant Disease Detection By Image Processing: A Literature Review - Monishanker Halder1*, Ananya Sarkar1, Habibullah Bahar1 – 2019.
- [29] Plants Disease Identification and Classification Through Leaf Images: A Survey Sukhvir Kaur1 • Shreelekha Pandey1 – Springer – 2018.
- [30] Plant Disease Detection Using Machine Learning - Shima Ramesh – 2018.
- [31] SSR markers associated to early leaf spot disease resistance through selective genotyping and single marker analysis in groundnut (*Arachishypogaea L.*) - Elsevier – 2017.
- [32] A hybrid ensemble for classification in multiclass datasets: An application to oilseed disease dataset ArchanaChaudhary a,† , SavitaKolhe b , Raj Kamal - Elsevier – 2016.
- [33] Plant Diseases Detection Using Image Processing Techniques Shivani K. Tichkule ,Prof. Dhanashri. H. Gawali – IEEE – 2016.